

| Bulkhead Light



BULKHEAD LIGHT RANGE

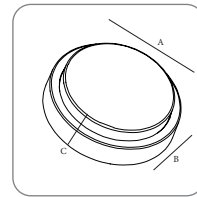
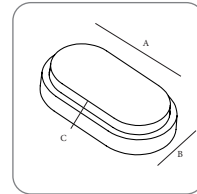
- Exterior wall/ceiling mounted design
- High quality PC housing with silicone gasket
- High luminous efficiency and long life span
- Compliance with CE and Rohs standards

Bulkhead Light



Figure 27.1

- IP65 Range developed for interior and exterior
- The range is available in round and oval shapes
- IP65 rating ensuring is safe for installing in outdoor areas



220-240 VOLTAGE	90lm/WATTS
0.0%	IP 65
25000 HOURS	ON OFF ≥1250
Hz 50/60 HZ	120°
Ra ≥80	P.F. >0.5
NOT DIMMABLE	<1 se

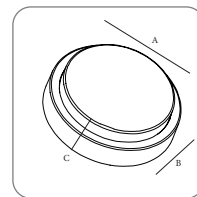
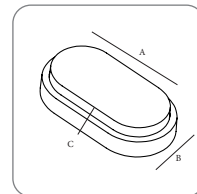
CCT — 3000K 4000K 6000K

Bulkhead Light



Figure 27.2

- IP65 Range high power version developed for interior and exterior application
- The range is available in round and oval shapes
- IP65 rating ensuring is safe for installing in outdoor areas



100-240 VOLTAGE	90lm/WATTS
0.0%	IP 65
25000 HOURS	ON OFF ≥1250
Hz 50/60 HZ	120°
Ra ≥80	P.F. >0.9
NOT DIMMABLE	<1 se

CCT — 3000K 4000K 6000K

Model	Watts	Voltage	P.F	Lumen	Dimension(mm)	Install Size(mm)	Image Code
BH140V/LTX	14W	220-240V	>0.5	90lm/W	210X105X42	119	Figure 27.1
BH14RD/LTX	14W	220-240V	>0.5	90lm/W	190X190X48	167	Figure 27.1
BH180V/LTX	18W	220-240V	>0.9	90lm/W	230X102X47	130	Figure 27.2
BH18RD/LTX	18W	220-240V	>0.9	90lm/W	210X210X50	185	Figure 27.2