

| Street Light



STREET LIGHT RANGE

- Modern, slimline, performance street light design
- Di-cast aluminium housing and IK08 ratings
- High luminous efficiency and photocell option
- Compliance with CE and Rohs standards

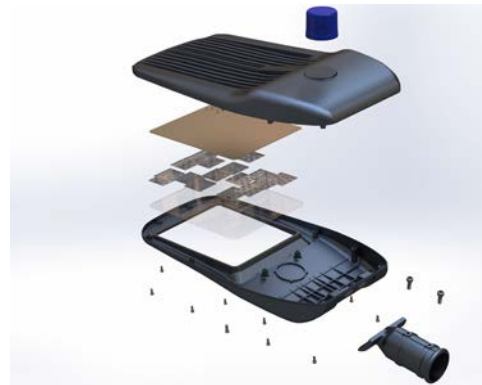
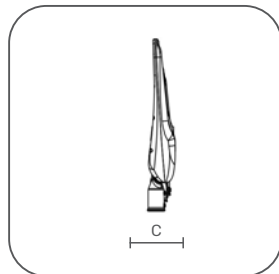
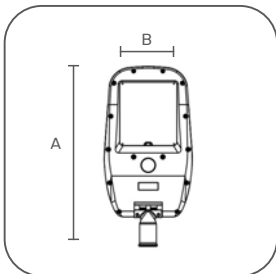
Street Light



100-260 VOLTAGE	130lm/WATTS
0.0%	IP 65
25000 HOURS	ON OFF ≥1250
Hz 50/60 HZ	120°
Ra ≥80	P.F. >0.9
NOT DIMMABLE	<1 se

CCT — **3000K** 4000K 6000K

- Modern looking slim line luminaire for a positive aesthetic feel in a variety of surrounding and application area
- Fitting equipped with an automatic anti-closing mechanism for safer assembly, installation and maintenance purposes reducing health & safety risks
- Excellent optical control ideal for road use with high resistance to optical and thermal decline, thus extending luminaire life span



Model	Watts	Voltage	P.F	Lumen	Dimension(mm)	Beam Angle
STL50F/LTX	50W	100-260V	>0.9	130lm/w	485X210X70	90°
STL100F/LTX	100W	100-260V	>0.9	130lm/w	538X238X102	90°
STL150F/LTX	150W	100-260V	>0.9	130lm/w	602X276X105	90°
STL200F/LTX	200W	100-260V	>0.9	130lm/w	602X276X105	90°