

| T8 Tube Rod



T8 TUBE RANGE

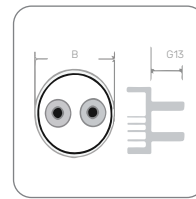
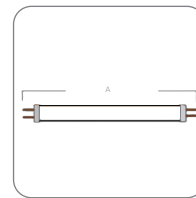
- Perfect retrofit G13 base design
- High quality glass tube with PC end caps
- High luminous efficiency and long life span
- Compliance with CE and CB standards

T8 Tube Rod



Figure 20.1

- Affordable/replacement for T8 fluorescent lamps
- Provide natural light
- Apt for general lighting
- Energy saving/environment friendly



220-240 VOLTAGE	90lm/WATTS
0.0%	IP 20
25000 HOURS	ON OFF ≥1250
Hz 50/60 HZ	270°
Ra ≥80	P.F. >0.5
NOT DIMMABLE	<1 se

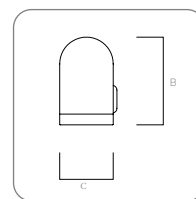
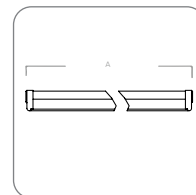
CCT — **3000K** 4000K 6000K

T8 Mirror Light



Figure 20.2

- T8 mirror light with polycarbonate housing and diffuser is an ideal solution for toilet mirrors with IP44 protection
- Replaceable light source reduce maintenance cost
- Available in opal and clear PC diffuser



220-240 VOLTAGE	90lm/WATTS
0.0%	IP 44
25000 HOURS	ON OFF ≥1250
Hz 50/60 HZ	120°
Ra ≥80	P.F. >0.5
NOT DIMMABLE	<1 se

CCT — **3000K** 4000K 6000K

Model	Watts	Voltage	P.F	Lumen	Dimension(mm)	Base	Image Code
GT10/LTX	10W	220-240V	>0.5	90lm/W	602X28	G13	Figure 20.1
GT20/LTX	20W	220-240V	>0.5	90lm/W	1212X28	G13	Figure 20.1
ML10CL/LTX	10W	220-240V	>0.5	90lm/W	625X62X40	G13	Figure 20.2
ML100P/LTX	10W	220-240V	>0.5	90lm/W	625X62X40	G13	Figure 20.2